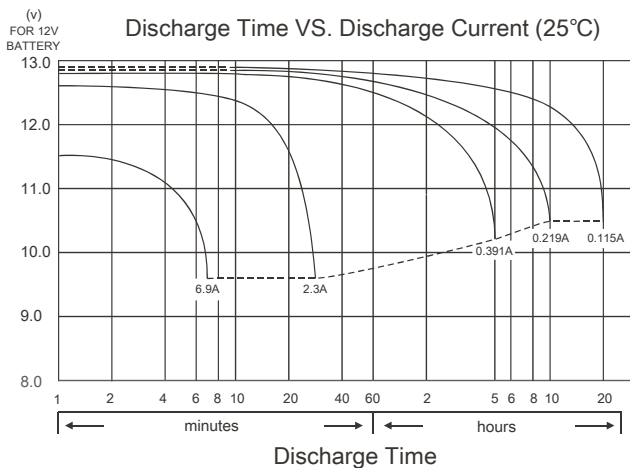

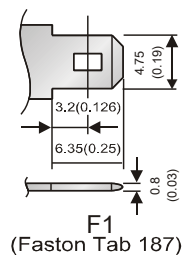


multipower - mp[®]

RECHARGEABLE SEALED LEAD ACID BATTERY

SPECIFICATION



MP2,3-12

Nominal Voltage(V) 12V

Nominal Capacity

20 hour rate	(0.115A	to	10.50V)	2.300Ah
10 hour rate	(0.219A	to	10.50V)	2.185Ah
5 hour rate	(0.391A	to	10.20V)	1.955Ah
1 C	(2.3A	to	9.60V)	1.150Ah
3 C	(6.9A	to	9.60V)	0.805Ah

Weight Approx. 870g (1.91lbs)

Internal Resistance (at 1KHz) Approx. 60 mΩ

Maximum Discharge Current for 5 seconds: 34.5A

Charging Methods at 25°C (77°F)

Maximum Charging Current : 0.69A

Standby use:

Float Charging Voltage 13.50V to 13.80V
Coefficient -3.0mV/°C/cell

Operating Temperature Range

Charge -15°C (5°F) to 40°C (104°F)
Discharge -15°C (5°F) to 50°C (122°F)
Storage -15°C (5°F) to 40°C (104°F)

Charge Retention (shelf life) at 20°C (68°F)

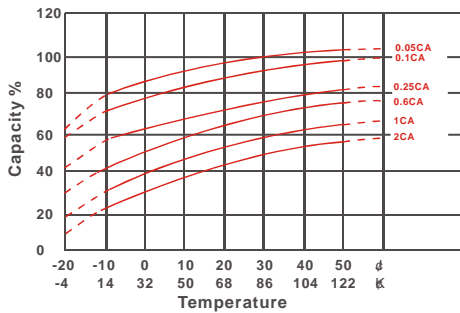
1 month 92%
3 month 90%
6 month 80%

Case Material ABS UL94 HB

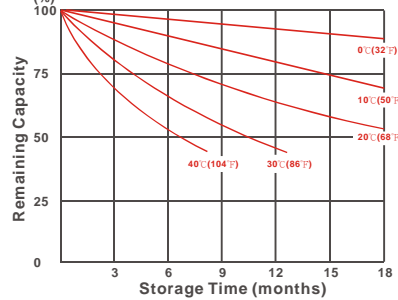
Terminal F1 (Faston Tab 187)

CHARACTERISTIC & PERFORMANCE DATA

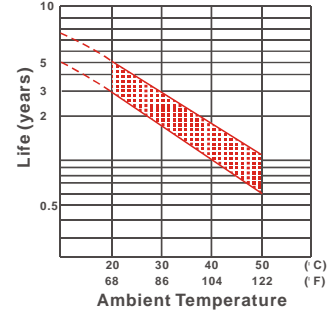
Effect of Temperature on Capacity 25°C (77°F)



Capacity Retention Characteristic



Trickle (or float) Service Life



- PERFORMANCE DATA

Discharge Rates in Watts per Cell to Various End Voltages at 25°C (77°F)

Time \ End Voltage		End Voltage						
		1.85V	1.80V	1.75V	1.70V	1.67V	1.65V	1.60V
10	min	7.82	9.38	10.1	10.6	10.8	11.1	11.4
15	min	6.87	7.90	8.28	8.53	8.63	8.75	8.90
30	min	3.95	4.25	4.43	4.58	4.63	4.70	4.78
60	min	2.27	2.45	2.60	2.72	2.75	2.80	2.85
120	min	1.36	1.50	1.56	1.62	1.64	1.67	1.70
180	min	1.08	1.21	1.24	1.27	1.28	1.29	1.30
240	min	0.863	0.960	0.988	1.01	1.02	1.03	1.04
300	min	0.702	0.777	0.808	0.837	0.848	0.858	0.869
600	min	0.415	0.453	0.468	0.480	0.483	0.488	0.493
1200	min	0.230	0.242	0.248	0.253	0.255	0.257	0.258

- Discharge Rates in Amperes per Battery to Various End Voltages at 25°C (77°F)

Time \ End Voltage		End Voltage						
		1.85V	1.80V	1.75V	1.70V	1.67V	1.65V	1.60V
10	min	4.76	5.45	5.68	5.87	5.94	6.03	6.15
15	min	3.89	4.15	4.27	4.38	4.42	4.47	4.53
30	min	2.02	2.17	2.24	2.30	2.32	2.35	2.39
60	min	1.23	1.34	1.39	1.42	1.43	1.45	1.47
120	min	0.668	0.731	0.765	0.796	0.809	0.826	0.849
180	min	0.508	0.562	0.587	0.609	0.618	0.628	0.643
240	min	0.411	0.449	0.472	0.491	0.497	0.505	0.513
300	min	0.364	0.383	0.396	0.405	0.409	0.414	0.419
600	min	0.217	0.226	0.232	0.237	0.238	0.240	0.242
1200	min	0.114	0.118	0.121	0.123	0.124	0.125	0.126

All data on the spec. sheet is an average value:

The tolerance range : $X < 6\text{min}$ (+15%~-15%), $6\text{min} \leq X < 10\text{min}$ (+12%~-12%), $10\text{min} \leq X < 60\text{min}$ (+8%~-8%), $X \geq 60\text{min}$ (+5%~-5%)